



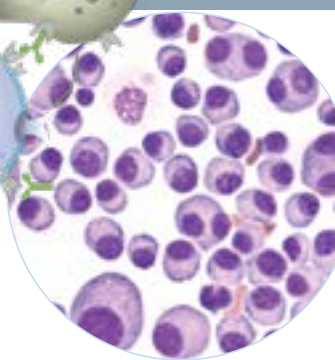
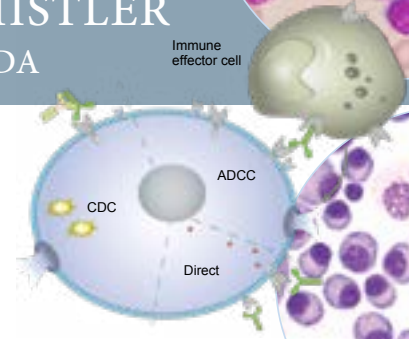
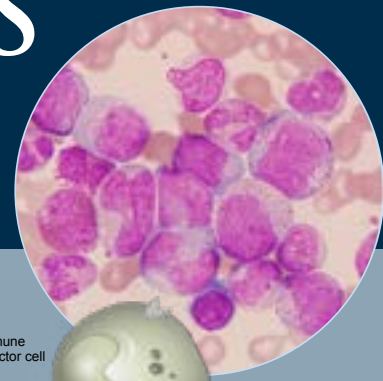
WHISTLER 2024

11TH GLOBAL SUMMIT ON

HEMATOLOGIC MALIGNANCIES

APRIL 2-7, 2024

FAIRMONT CHÂTEAU WHISTLER
BRITISH COLUMBIA, CANADA



MULTIMEDIA SYLLABUS

160 VIDEO LECTURES WITH
1700 SLIDES AVAILABLE FROM 70 FACULTY

UPDATED AS OF APRIL 12, 2024



TABLE OF CONTENT

03 MULTIPLE MYELOMA

CURRENT APPROACHES TO FRONTLINE MM
BISPECIFICS IN MM
CAR-T IN MM

04 CHRONIC LYMPHOCYTIC LEUKEMIA

CARING FOR THE CLL PATIENT
NEWLY DIAGNOSED CLL
RELAPSED/REFRACTORY CLL
EMERGING THERAPIES FOR CLL

05 DIFFUSE LARGE B-CELL LYMPHOMA

USING GENETICS AND PATIENT CHARACTERISTICS TO GUIDE DLBCL THERAPY
NEWLY DIAGNOSED DLBCL
RELAPSED/REFRACTORY DLBCL

06 LEUKEMIA, MYELOYDPLASTIC SYNDROME, MYELOPROLIFERATIVE NEOPLASMS

MENIN INHIBITORS IN AML
EMERGING APPROACHES FOR MYELOFIBROSIS
CHRONIC MYELOID DISORDERS

07 MANTLE CELL AND LOW-GRADE LYMPHOMA

MANTLE CELL LYMPHOMA
LOW-GRADE LYMPHOMA
HODGKIN'S LYMPHOMA

08 EMERGING THERAPIES

EMERGING THERAPIES FOR RELAPSED/REFRACTORY DLBCL
EMERGING THERAPIES FOR RELAPSED/REFRACTORY MM
CELLULAR THERAPIES IN LYMPHOMA
CAR-Ts AND NOVEL AGENTS AML AND ALL

10 TRANSLATIONAL BIOLOGY, CENTRAL NERVOUS SYSTEM LYMPHOMA, AMYLOIDOSIS

RESEARCH IN THE COMMUNITY SETTING
TRANSLATIONAL BIOLOGY
CNS LYMPHOMA
AMYLOIDOSIS AND WALDENSTROM













Clicking on the paper icon in the table of contents will take you to the talk summary in this document.

























Clicking on the play icon in the table of contents will link out to the original video of the talk.

MULTIPLE MYELOMA















Current Approaches to Frontline MM

		Mutational signatures, chromothripsis, and other biomarkers of response to induction therapy in MM	<i>Kylee Maclachlan</i>
		Four-drug regimens in newly diagnosed MM	<i>Neha Korde</i>
		Update on D-VRd in frontline MM	<i>Melissa Alsina</i>
		Longitudinal assessment of MRD in MM	<i>Meera Mohan</i>
		Management of myeloma in the older adult	<i>Tanya Wildes</i>

Bispecifics in MM

		Real-world outcomes with teclistamab and infection prophylaxis	<i>Meera Mohan</i>
		Teclistamab: Novel combinations and ongoing trials	<i>Amrita Krishnan</i>
		Elranatamab in R/R MM	<i>Alexander Lesokhin</i>
		Elranatamab: Novel combinations and ongoing trials	<i>Tom Martin</i>
		Talquetamab: Current data in MM	<i>Tom Martin</i>
		Lower intensity dosing of talquetamab in R/R MM	<i>Amrita Krishnan</i>
		Can combination talquetamab + teclistamab overcome high-risk extramedullary multiple myeloma?	<i>Shambavi Richard</i>
		Emerging data on linvoseltamab in multiple myeloma and what's next	<i>Jeffrey Zonder</i>
		Alnuctamab, an anti-BCMAxCD3 bispecific T-cell engager for multiple myeloma	<i>Tom Martin</i>
		ABBV-383, a BCMAxCD3 with weaker CD3 binding to reduce CRS	<i>Cesar Rodriguez</i>
		Cevostamab as a therapy in patients who progress after CAR-T therapy	<i>Adam Cohen</i>

CAR-T in MM









		Real-world experience in idecabtagene vicleucel in MM	<i>Larry Anderson</i>
		Real-world data for ciltacabtagene autoleucel in multiple myeloma	<i>Melissa Alsina</i>
		CAR-T and still worried: How do we differentiate early progressors from long-term responders in MM?	<i>Murali Janakiram</i>
		Moving CAR-T to frontline myeloma	<i>Adam Cohen</i>
		CART-ddBCMA to improve the vein to vein time and safety/efficacy profile of CAR T in myeloma	<i>Larry Anderson</i>
		BCMAxCD19 dual-targeting CAR-T therapy in multiple myeloma	<i>Shambavi Richard</i>
		BMS-986393: A GPCR5D-targeted CAR-T cell therapy for R/R MM	<i>Amrita Krishnan</i>

 Clicking on the paper icon in the table of contents will take you to the talk summary in this document.

















 Clicking on the play icon in the table of contents will link out to the original video of the talk.

CHRONIC LYMPHOCYTIC LEUKEMIA













Caring for the CLL Patient

		Health maintenance: Caring for the whole patient	<i>Alessandra Ferrajoli</i>
		Exercise and long-term management for frail CLL patients	<i>Andrea Sitlinger</i>
		Treating CLL in the ultra-young patient: Is there a role for transplant?	<i>Andrea Sitlinger</i>
		Patient-reported outcome tools to assess tolerability in CLL	<i>Erin Mulvey</i>









Newly Diagnosed CLL

		Stereotypic antibodies in CLL cells across patients: Impact of the microenvironment and Ig	<i>Tom Kipps</i>
		One, two, or three drugs for frontline CLL: What is the optimal approach, and for whom?	<i>Andrew Zelenetz</i>
		Update on time-limited therapy with venetoclax with obinutuzumab: Update from CLL14 trial	<i>Nitin Jain</i>
		Ibrutinib and venetoclax: 5-year follow-up data and absence of BTK, BCL2, and PLCG2 mutations	<i>Nitin Jain</i>
		Zanubrutinib combinations in CLL	<i>Herbert Eradat</i>
		Acalabrutinib in CLL	<i>Herbert Eradat</i>
		Acalabrutinib combinations in CLL	<i>Allison Winter</i>
		Role of MRD testing and clinical significance of MRD negativity in CLL	<i>Stephen Spurgeon</i>

Relapsed/Refractory CLL

		MAIC analysis of zanubrutinib vs. acalabrutinib in R/R CLL	<i>Mazyar Shadman</i>
		Non-covalent BTK inhibitor, pirtobrutinib in CLL	<i>Nitin Jain</i>
		Resistance pathways to BTK inhibitors and guidance regarding sequencing of covalent and non-covalent inhibitors	<i>Andrew Zelenetz</i>
		Pirtobrutinib combinations in CLL	<i>Nitin Jain</i>
		Targeting CDK9 and PP2A to overcome BTKi resistance	<i>Craig Portell</i>
		CAR-T therapy for relapsed CLL	<i>Nitin Jain</i>

Emerging Therapies for CLL









		NX-5948: A pure BTK degrader	<i>James Rubenstein</i>
		BGB-16673, a BTK degrader in clinical development	<i>Sven de Vos</i>
		ABBV-101: Rationale and current data for BTK degraders in CLL	<i>Elise Chong</i>
		Sonrotoclax + zanubrutinib versus venetoclax + obinutuzumab in CLL	<i>Mazyar Shadman</i>

 Clicking on the paper icon in the table of contents will take you to the talk summary in this document.

















 Clicking on the play icon in the table of contents will link out to the original video of the talk.

DIFFUSE LARGE B-CELL LYMPHOMA

















Using Genetics and Patient Characteristics to Guide DLBCL Therapy

		Recommendations for adapting patient treatment to genetically identified risk in DLBCL	<i>Daniel Landsburg</i>
		Using PhasED-SEQ analysis to evaluate MRD and its clinical implications in DLBCL	<i>Brian Sworder</i>
		LymphoMATCH, an ECOG study evaluating targeted approaches in selected lymphoma patients	<i>Brian Hill</i>
		Lessons from a panel of over 100 genes to risk stratify DLBCL patients	<i>Daniel Landsburg</i>

Newly Diagnosed DLBCL

		A retrospective SEER Database analysis of evolving DLBCL outcomes	<i>Haifaa Abdulhaq</i>
		Pola + R-CHP versus R-CHOP: Pros and cons of the new combination	<i>Laurie Sehn</i>
		SMART-Stop: A frontline study to evaluate chemo-free treatment of DLBCL	<i>Jason Westin</i>
		R-CHOP +/- BTKi for frontline DLBCL	<i>Laurie Sehn</i>
		R-CHOP + epcoritamab in newly diagnosed DLBCL	<i>Sven de Vos</i>
		Special considerations in treatment of elderly patients with lymphoma	<i>Sabarish Ayyappan</i>
		Axi-cel in R/R DLBCL and design of ZUMA-23 in newly diagnosed DLBCL	<i>Jason Westin</i>
		Allogeneic CD19 CAR-T for clearance of in MRD+ in newly diagnosed DLBCL	<i>Jason Westin</i>

Relapsed/Refractory DLBCL















		CD5 gene signature identifies DLBCL sensitive to BTK inhibition	<i>Justin Kline</i>
		Real-world comparison of autologous transplant versus CAR-T	<i>Daniel Landsburg</i>
		Using cell-free DNA to identify resistance to CAR T-cell therapy in DLBCL	<i>Brian Sworder</i>
		Treatment of adults with R/R DLBCL: Tafasitamab in context	<i>Haifaa Abdulhaq</i>
		Real-world data on loncastuximab tesirine in heavily pretreated DLBCL patients	<i>Emily Ayers</i>
		CAR after CAR approach in R/R B-cell lymphomas	<i>Krish Patel</i>
		Bispecifics before or after CAR-T: What is the optimal order?	<i>Elise Chong</i>
		Immune landscape of DLBCL and biomarkers of BiTE treatment sensitivity	<i>Justin Kline</i>

 Clicking on the paper icon in the table of contents will take you to the talk summary in this document.









 Clicking on the play icon in the table of contents will link out to the original video of the talk.

LEUKEMIA, MYELOYDPLASTIC SYNDROME, MYELOPROLIFERATIVE NEOPLASMS









Menin Inhibitors in AML

		How to select therapy in frontline AML: Outcomes of the I-DATA study	<i>Alice Mims</i>
		Update on menin targeting and current agents in development in AML	<i>Naval Daver</i>
		JNJ-75276617: Menin-KMT2A inhibitor in AML	<i>Craig Tendler</i>
		Biomarkers of response to revumenib in MLL leukemia	<i>Michael Thirman</i>
		Revumenib + 7+3 induction for newly diagnosed patients	<i>Alice Mims</i>
		Target discovery using expression profiling: Example of CBF2AT3-GLIS2 fusion	<i>Soheil Meshinchi</i>
		CDK9 and DOT1L inhibitors to enhance menin-targeted therapy	<i>Michael Thirman</i>

Emerging Approaches for Myelofibrosis

		New insights into splicing mutations in myelofibrosis	<i>Lucia Masarova</i>
		Pelabresib combination studies for myelofibrosis	<i>Kristen Pettit</i>
		The impact of JAK inhibitors on transplant outcomes for myelofibrosis	<i>Rachel Salit</i>
		CK0804, modified umbilical cord cells, in combination with ruxolitinib in myelofibrosis after suboptimal response to ruxolitinib	<i>Lucia Masarova</i>

Chronic Myeloid Disorders

		Bomedemstat as a single-agent and combination approach to MPN	<i>Kristen Pettit</i>
		Bezuclastinib, a KIT D816V inhibitor for mastocytosis	<i>Tony Hunter</i>
		How do we approach tough later-line CML patients and keep them healthy as long as possible?	<i>Vivian Oehler</i>
		An evaluation of the risk profile of treatment-related CMML after radiation or chemotherapy	<i>Alex Bataller</i>













Clicking on the paper icon in the table of contents will take you to the talk summary in this document.





















Clicking on the play icon in the table of contents will link out to the original video of the talk.

MANTLE CELL AND LOW-GRADE LYMPHOMA

















Mantle Cell Lymphoma

		Real-world outcomes of brexucabtagene autoleucel for R/R MCL	<i>Mazyar Shadman</i>
		Rationale for combining glofitamab + ibrutinib + obinutuzumab in frontline MCL	<i>Stephen Spurgeon</i>
		Zanubrutinib + obinutuzumab + venetoclax as a combination approach to TP53-mutant MCL	<i>Andrew Zelenetz</i>
		Bendamustine + rituximab + venetoclax for older MCL patients	<i>Craig Portell</i>
		Experience targeting ROR1 in lymphoma using zilovetamab vedotin	<i>Stephen Spurgeon</i>

Low-grade Lymphoma

		Zanubrutinib plus anti-CD20 versus lenalidomide plus rituximab in low-grade NHL	<i>Laurie Sehn</i>
		Focus on the therapeutic potential of mosunetuzumab in FL	<i>Thomas Ollila</i>
		Outpatient epcoritamab in FL and DLBCL	<i>Jeff Sharman</i>
		Emerging data for loncastuximab in marginal zone lymphoma	<i>Geoffrey Shouse</i>
		Pirtobrutinib in R/R MZL	<i>Krish Patel</i>
		Acalabrutinib + lenalidomide + rituximab in follicular lymphoma	<i>Paolo Strati</i>
		Tazemetostat + mosunetuzumab and MRD testing using a variant of PhasED-SEQ	<i>Erin Mulvey</i>
		SYMPHONY-1: Novel combinations for tazemetostat in follicular lymphoma	<i>J.C. Villasboas</i>
		Moving bispecifics into the frontline setting for follicular lymphoma	<i>John Kuruville</i>

Hodgkin's Lymphoma

















		T-cell states, repertoire, and function in HL	<i>Justin Kline</i>
		Update on the treatment of nodular lymphocyte-predominant HL	<i>Daniel Greenwald</i>
		Brentuximab vedotin plus AVD for HL: Incidence and management of peripheral neuropathy	<i>Emily Ayers</i>
		ECOG 4412: Ipilimumab, nivolumab, and brentuximab vedotin in R/R HL	<i>Catherine Diefenbach</i>
		Initial data and rationale for KT-333, a STAT3 degrader, in HL	<i>Tatyana Feldman</i>
		AZD7789, a TIM-3xPD-1 bispecific antibody, in classic HL	<i>John Kuruville</i>
		CD30XCD16 NK cell engager in HL	<i>Tatyana Feldman</i>
		BTLA KO anti-CD30 CAR-T (CART30) cells against HL	<i>Jakub Svoboda</i>

 Clicking on the paper icon in the table of contents will take you to the talk summary in this document.























 Clicking on the play icon in the table of contents will link out to the original video of the talk.

EMERGING THERAPIES

Emerging Therapies for Relapsed/Refractory DLBCL

		Rurality as a barrier to access to novel agents	<i>Tanya Wildes</i>
		Odronektamab: Recent developments	<i>Sabarish Ayyappan</i>
		Mosunetuzumab + polatuzumab in 2L+ transplant-ineligible DLBCL	<i>Elizabeth Budde</i>
		Guidelines for integrating bispecific antibodies into a community setting	<i>Tara Graff</i>
		New combinations with loncastuximab	<i>Brian Hill</i>
		A combination of two bispecifics targeting CD20xCD3 and CD22xCD28 in DLBCL	<i>Sven de Vos</i>
		CRG-022: An anti-CD22 CAR-T in development for relapsed/refractory DLBCL	<i>John Baird</i>
		Early findings from an anti-CD79b CAR-T in DLBCL	<i>Elizabeth Budde</i>

Emerging Therapies for Relapsed/Refractory MM

		Iberdomide + daratumumab after transplant for multiple myeloma	<i>Jeffrey Zonder</i>
		Mezigdomide, a novel CELMoD agent in development for multiple myeloma	<i>Scott Goldsmith</i>
		Mezigdomide as a maintenance therapy for post-CAR-T multiple myeloma	<i>Murali Janakiram</i>
		DREAMM-8: Belantamab mafodotin + pomalidomide + dexamethasone in multiple myeloma	<i>Cesar Rodriguez</i>
		P300 inhibition as a synergistic approach with IMiD therapy in multiple myeloma	<i>Sagar Lonial</i>
		Tasquinimod, an inhibitor of the S100A8/A9 tumor paracrine signal, in multiple myeloma	<i>Dan Vogl</i>
		Theranostic approaches in multiple myeloma	<i>Scott Goldsmith</i>
		Rationale for the Ipsen/Epizyme SETD2 inhibitor in MM	<i>Scott Goldsmith</i>
		Modakafusp (TAK-573), an anti-CD38xIFN α fusion protein for treatment of multiple-relapsed MM	<i>Dan Vogl</i>
		An orally available CD73 inhibitor to reverse immunosuppression in myeloma	<i>Cesar Rodriguez</i>
		CFT7455: A degrader of IKZF1/3 in R/R NHL or MM	<i>Sagar Lonial</i>















Clicking on the paper icon in the table of contents will take you to the talk summary in this document.













Clicking on the play icon in the table of contents will link out to the original video of the talk.

EMERGING THERAPIES, CONT.

Cellular Therapies in Lymphoma

		Armored CAR T cells for B cell malignancies: CD40L and IL-12	<i>Renier Brentjens</i>
		Tabelecleucel and the rationale for targeting EBV in EBV+ post-transplant lymphoproliferative disease	<i>Matthew McKinney</i>
		Bispecific anti-CD19/CD20 CAR T in B-cell malignancies	<i>Krish Patel</i>
		huCD19-IL-18 armored CAR therapy in lymphoma patients refractory to second-generation anti-CD19 therapy	<i>Jakub Svoboda</i>
		PMB-CT01: A BAFFR-targeted CAR-T in development for aggressive B-cell lymphoma	<i>John Baird</i>
		In vivo CAR-T generation using kelsonia's iGPS technology	<i>Michael Bishop</i>

CAR-Ts and Novel Agents AML and ALL

		ADCT-602, an anti-CD22 ADC in ALL	<i>Nitin Jain</i>
		Brexucabtagene and obecabtagene in ALL	<i>Nitin Jain</i>
		CD371-targeted CAR T Cells for Acute Myeloid Leukemia	<i>Renier Brentjens</i>
		Developing an intracellular protein-targeting CAR T-cell therapy to treat AML	<i>Soheil Meshinchi</i>
		MDM2 degrader in myeloid malignancies	<i>Naval Daver</i>
		GT19715: A dual c-Myc/GSPT1 degrader in development for AML and lymphoma	<i>Michael Andreeff</i>









Clicking on the paper icon in the table of contents will take you to the talk summary in this document.











Clicking on the play icon in the table of contents will link out to the original video of the talk.

TRANSLATIONAL BIOLOGY, CENTRAL NERVOUS SYSTEM LYMPHOMA, AMYLOIDOSIS











Research in the Community Setting

		How to do research in the community setting	<i>Jeff Sharman</i>
		How to build awareness for clinical trials	<i>Tara Graff</i>
		Using social media to detect toxicities of approved therapies	<i>Steven Rosen</i>









Translational Biology

		Update and emerging treatments for hepatosplenic $\gamma\delta$ T-cell lymphomas	<i>Matthew McKinney</i>
		Spatial proteomics using PhenoCycler to diagnose and predict response in lymphoma	<i>J.C. Villasboas</i>
		Epigenetic targeting of B-cell lymphomas	<i>Jennifer Amengual</i>
		CD19 CAR-T therapy for autoimmune disorders	<i>Michael Bishop</i>

CNS Lymphoma

		Molecular classification of CNS lymphoma	<i>James Rubenstein</i>
		Emerging data for tirabrutinib in CNS lymphoma	<i>Thomas Ollila</i>
		CAR-T as an approach for CNS lymphoma	<i>James Rubenstein</i>
		Treatment of secondary CNS B-cell lymphomas	<i>Emily Ayers</i>
		What is the optimal approach to CNS prophylaxis?	<i>Daniel Greenwald</i>

Amyloidosis and Waldenstrom

		CAR-T and other approaches to targeting BCMA in AL amyloid	<i>Jeffrey Zonder</i>
		Venetoclax in t(11;14) amyloidosis: Rationale and early evidence	<i>Alfred Chung</i>
		Rationale and early data for CAEL-101 (anselamimab) in amyloidosis	<i>Jeffrey Zonder</i>
		Whole-genome analysis reveals prolonged germinal center activity and late copy number aberrations in WM	<i>Kylee Maclachlan</i>



Clicking on the paper icon in the table of contents will take you to the talk summary in this document.



Clicking on the play icon in the table of contents will link out to the original video of the talk.